



**maKe** your  
**OWN**  
**muSeUm**



**Heritage  
Learning**

**Brighton  
& Hove**




# MAKE YOUR OWN MUSEUM

Museums are about showing collections of things. They can show shoes, starfish or stalactites.

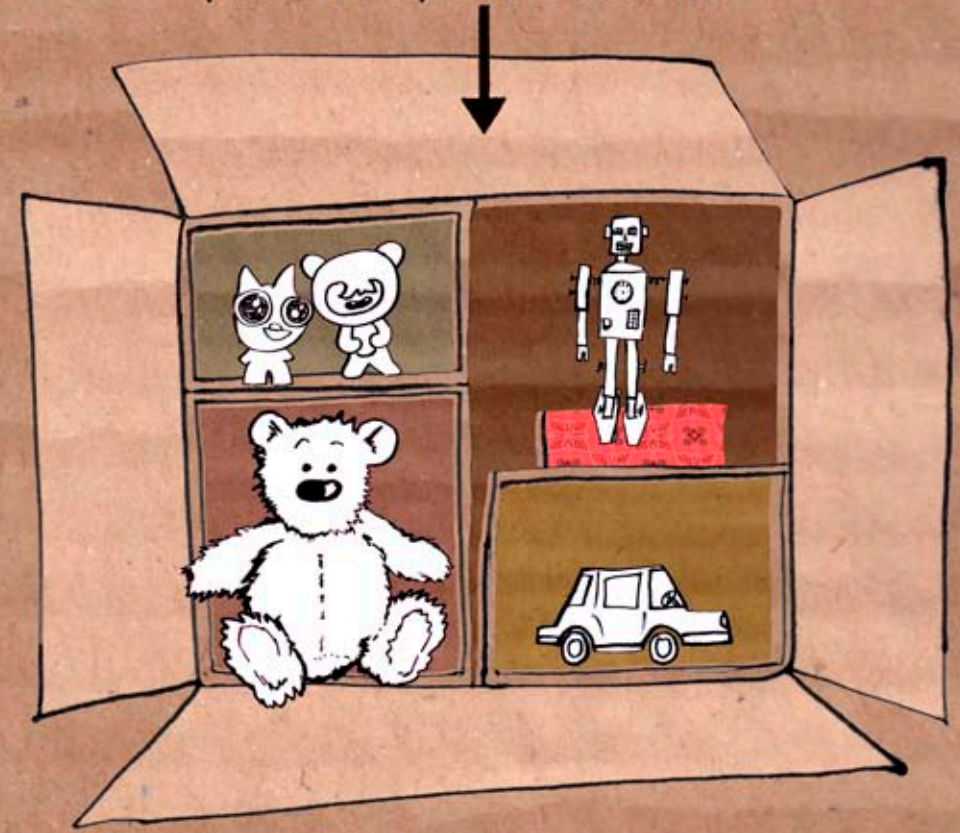
There is a carrot museum in Belgium, a toilet museum in India and even a museum of Bad Art in America. Museums can be serious, funny, surprising or just good fun!

This booklet gives you some ideas about how you can make your very own museum. Remember that these are just our ideas - you can always make up your own.



## BOX IT UP

Why not rescue your forgotten toys at home and give them a new life as museum exhibits? Make a display cabinet from a large cardboard box with some smaller boxes stuck inside (like this one) to show them off.








## SPECIMEN JARS

You don't need to spend money to make a great museum. There are interesting things all around us.

Make a collection of things you find at the beach (don't touch anything sharp!). Put each in its own jar so your specimens can be inspected from every angle.





# Nature table



Acorn

You could also make a nature table with things from the park or garden.

Arrange your collection on a paper tablecloth and use coloured pens to label each object directly onto the paper next to it.



Snail shell



Leaf



Pine cone



Feather



# HANGING

# AROUND



How about making a hanging display? You can hang lighter objects on pegs from a washing line. Try using leaves, old tickets and postcards or your favourite collecting cards.



Heritage Learning Brighton & Hove joins together heritage organisations across the city to offer schools a comprehensive choice of experiences for their pupils. To find out more email [heritage.learning@brighton-hove.gov.uk](mailto:heritage.learning@brighton-hove.gov.uk)



**Brighton & Hove**



Supported by  
**ARTS COUNCIL  
ENGLAND**



Royal Pavilion & Museums, Brighton & Hove